

# AS2472 - SM Fibre to 4W E&M Rack mount Card

Bi-Directional Communications

Single Extended Eurocard

Shelf Mounted

### Description

The fibre to Audio & Signalling adaptor can provide conversion for both options on the one PCB. The unit can also be factory configured for operating on Singlemode or Multimode Fibre. The units can be connected as shown below to provide a audio path extension or likewise to mimic a dry contact (for PTT etc) between two locations. Local signal connections and DC power are presented on a DIN41612, fibre is via ST connectors.

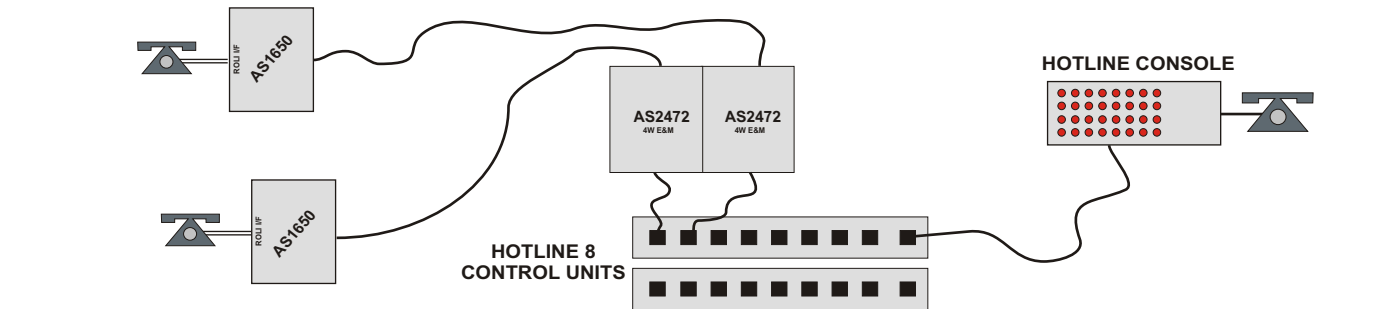
Various iterations of the basic unit are available including 24V or 48Vdc power and ROLI/RILO for long line extensions.

### Setup

If the loss over the fibre line will be greater than 6dB then Lk4 on the board should be set to HI (High Power).

### Operation

The lamps on the unit facia reflect the operation of the line-side connection (fibre). In IDLE the Carrier lamp will be ON solid GRN (if no carrier the lamp will flash RED) When a contact is sent or received the STATUS lamp will illuminate RED, if both directions are active the STATUS illuminates GREEN.




### Technical

**4W E&M -**  
Audio 600R balanced  
E&M Configurable for Types 1-5


**FIBRE -**  
Single mode -  
- ST Connection  
- Loss budget 10dB  
(Factory option for SM Laser & MM)

Powered from 24Vdc (48V option avail)

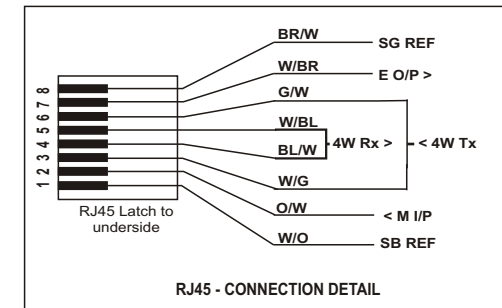
Card Size - 220 x 100 (Single Ext Eurocard)



BACKPLANE VIEW



AS2472 PCB VIEW



RJ45 - CONNECTION DETAIL