

EMTEST - E&M (DC5) to ROLI (Tele) Tester

Integral Connections

Battery Powered

Hand Held Enclosure

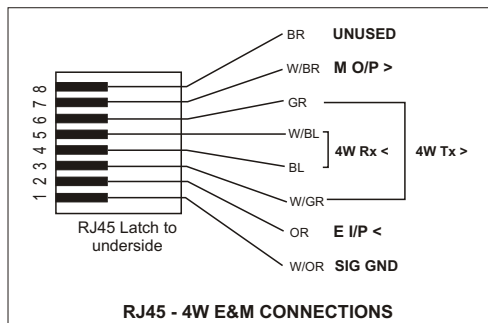
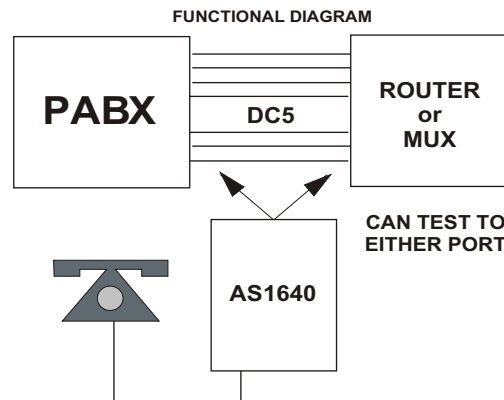
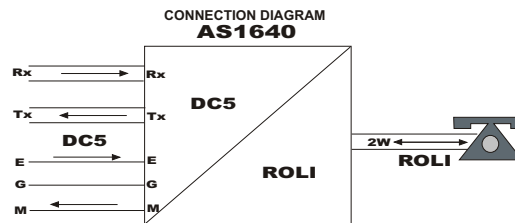
Description

The AS1640 ROLI to 4W E&M unit provides a method of testing the operation of an E&M or DC5 port on a PABX, Mux, Router or other equipment with tie-line ports. The unit is supplied as standard to operate in E&M Type V but can be modified to emulate or E&M variants.

It is equipped with RJ45 for E&M and RJ11 plus adaptor for telephone connection. The telephone connection can take any standard 2W telephone or BT style butt tester.

Power for the unit is via an in-line 24Vdc PSU (supplied with the unit)

The unit can be supplied with either a standard open ended cable for kroning to the equipment under test or with a customised cable for the particular equipment under test.



Technical
ROLI (Tele)
 Battery Feed - 24V nom.to tele
 Ring Indication by AC Ring General

E&M (DC5)
 Audio - 4W 600ohm
 (2W available to order)
 Signalling - Type V standard
 (others available on request)

Mains Power via in-line 24Vdc PSU

Weight - XXXg

Size - 195 x 100 x 40 mm